

**National Electricity
Transmission System Status Report**

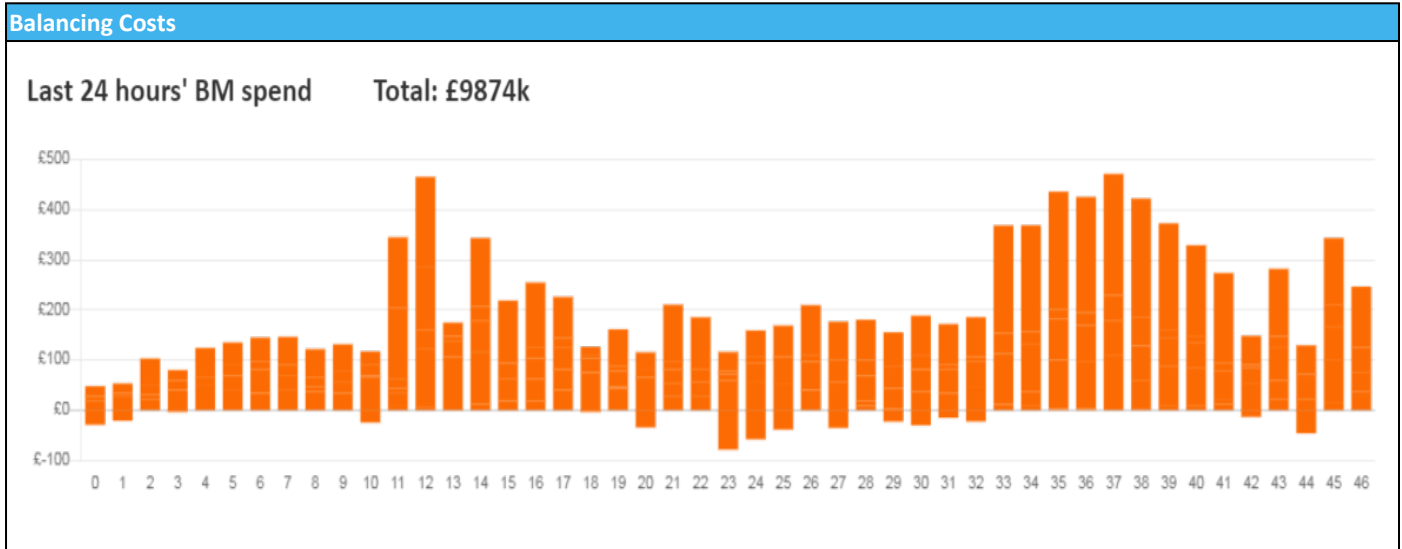


national**grid**ESO

National Electricity Transmission System Status Report
Wednesday 10 August 2022

| Today's High Level Risk Status Forecast for the next 24h | | | |
|--|--|----------------|--|
| General Status | | Voltage | |
| Demand | | System Inertia | |
| System Margins | | Weather | |
| Generation | | Transmission | |
| Active Constraints | | | |
| System Warning | | | |

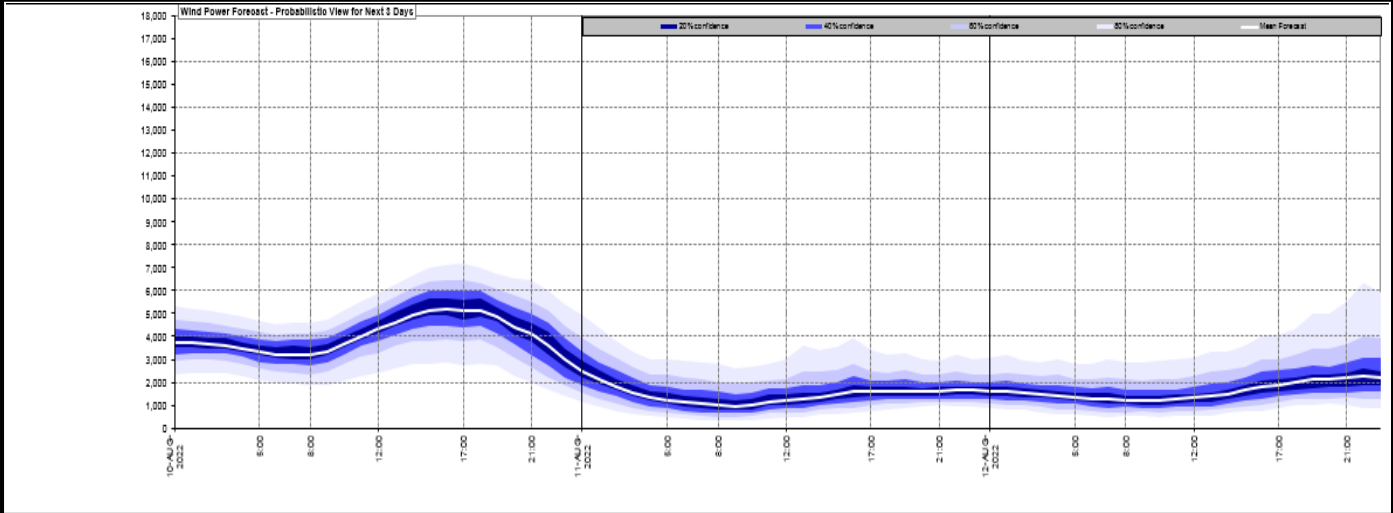
| | | |
|---|--------------|---------|
| Today's Minimum De-Rated Margin | 4127 (SP 45) | |
| Current BMU Largest Loss Risk | Generation | 1300 MW |
| | Demand | 950 MW |



| Yesterday's Market Summary | |
|---------------------------------------|-------------------|
| Cash Out Price (Max) | £369 (SP 14) |
| Cash Out Price (Min) | £166 (SP 22 & 25) |
| Peak Demand Yesterday | 30,511 MW |
| Minimum Demand | 18,974 MW |

| Interconnector Net Transfer Capacity (MWs) | | | |
|--|--------|--------|---------------------|
| Today | Import | Export | Remarks |
| Netherlands (BritNed) | 1100 | 1133 | Fully Available |
| France (IFA2) | 1014 | 1014 | Fully Available |
| Belgium (Nemo) | 1020 | 1025 | Fully Available |
| Ireland (EWIC) | 0 | 0 | Outage |
| France (ElecLink) | 1014 | 1014 | Fully Available |
| France (IFA) | 1000 | 1000 | Partially Available |
| Northern Ireland (MOYLE) | 244 | 250 | Partially Available |
| Norway (NSL) | 700 | 700 | Partially Available |

Wind Power Forecast

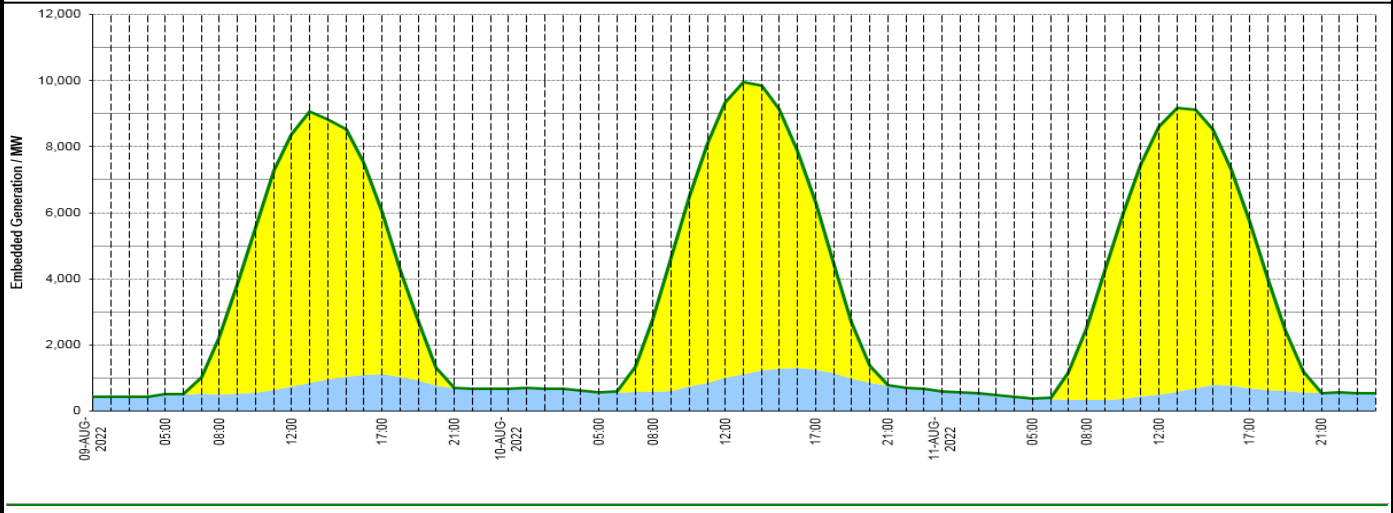


Expected embedded generation (MWs)

Embedded Generation Forecast

Embedded Generation Estimates Last run: 10-Aug-2022 02:38:28

| | 09-AUG-2022 | | | | | 10-AUG-2022 | | | | | 11-AUG-2022 | | | | | | |
|-------------------|-------------|-------------|-------------|-------------|------------|-------------|------------|-------------|-------------|-------------|-------------|------------|------------|-------------|-------------|-------------|------------|
| | 05:00 | 08:00 | 12:00 | 17:00 | 21:00 | 00:00 | 05:00 | 08:00 | 12:00 | 17:00 | 21:00 | 00:00 | 05:00 | 08:00 | 12:00 | 17:00 | 21:00 |
| Solar (MW) | 0 | 1728 | 7638 | 4927 | 1 | 0 | 0 | 2198 | 8340 | 5035 | 0 | 0 | 0 | 2188 | 8109 | 5076 | 0 |
| Wind (MW) | 513 | 485 | 736 | 1108 | 692 | 670 | 576 | 583 | 999 | 1263 | 770 | 586 | 382 | 325 | 501 | 675 | 548 |
| STOR (MW) | 0 | 0 | 0 | 0 | 0 | 0 | 0 | 0 | 0 | 0 | 0 | 0 | 0 | 0 | 0 | 0 | 0 |
| Total (MW) | 513 | 2213 | 8374 | 6035 | 693 | 670 | 576 | 2781 | 9339 | 6298 | 770 | 586 | 382 | 2513 | 8610 | 5751 | 548 |



| Weather | Source | Commentary |
|---|---|---|
| Latest forecast (Summary) | Met Office SEPA Natural Resources Wales | <p>Today: Today will be dry across much of the UK with plenty of sunshine. The very far north and west of Scotland will be rather cloudy and breezy with some light rain. Very warm for many and hot in the south.</p> <p>Tonight: Tonight will be dry and clear for much of the UK. The north-west of Scotland will remain mostly cloudy with spells of rain, heavy in places. Mist and fog patches for N Ireland and eastern England.</p> |
| General Weather Concerns e.g. wind, rain, snow, flooding, GB Weather Warnings | Met Office Weather Warnings SEPA Natural Resources Wales | <p>UK Weather Warnings Amber warning of extreme heat Areas affected: East Midlands East of England London & South East England North West England South West England Wales West Midlands Yorkshire & Humber</p> <p>Starts: 00:00 BST on Thu 11 August Ends: 23:59 BST on Sun 14 August</p> <p>Flood Warnings No flood warnings 0 alerts in Scotland. No flood warnings 0 alerts in Wales.</p> |

| Weather | Source | Commentary |
|---------|--------|--|
| | | No flood warnings 0 alerts in England. |

Contains public sector information licensed under the Open Government Licence v1.0

| Further Information | |
|----------------------------|---|
| BM Reports | https://www.bmreports.com |
| System Balancing Reports | https://www.nationalgrideso.com/balancing-data/system-balancing-reports |
| Forecast Volumes and Costs | https://www.nationalgrideso.com/balancing-data/forecast-volumes-and-costs |
| NGESO Insights | https://www.nationalgrideso.com/insights |