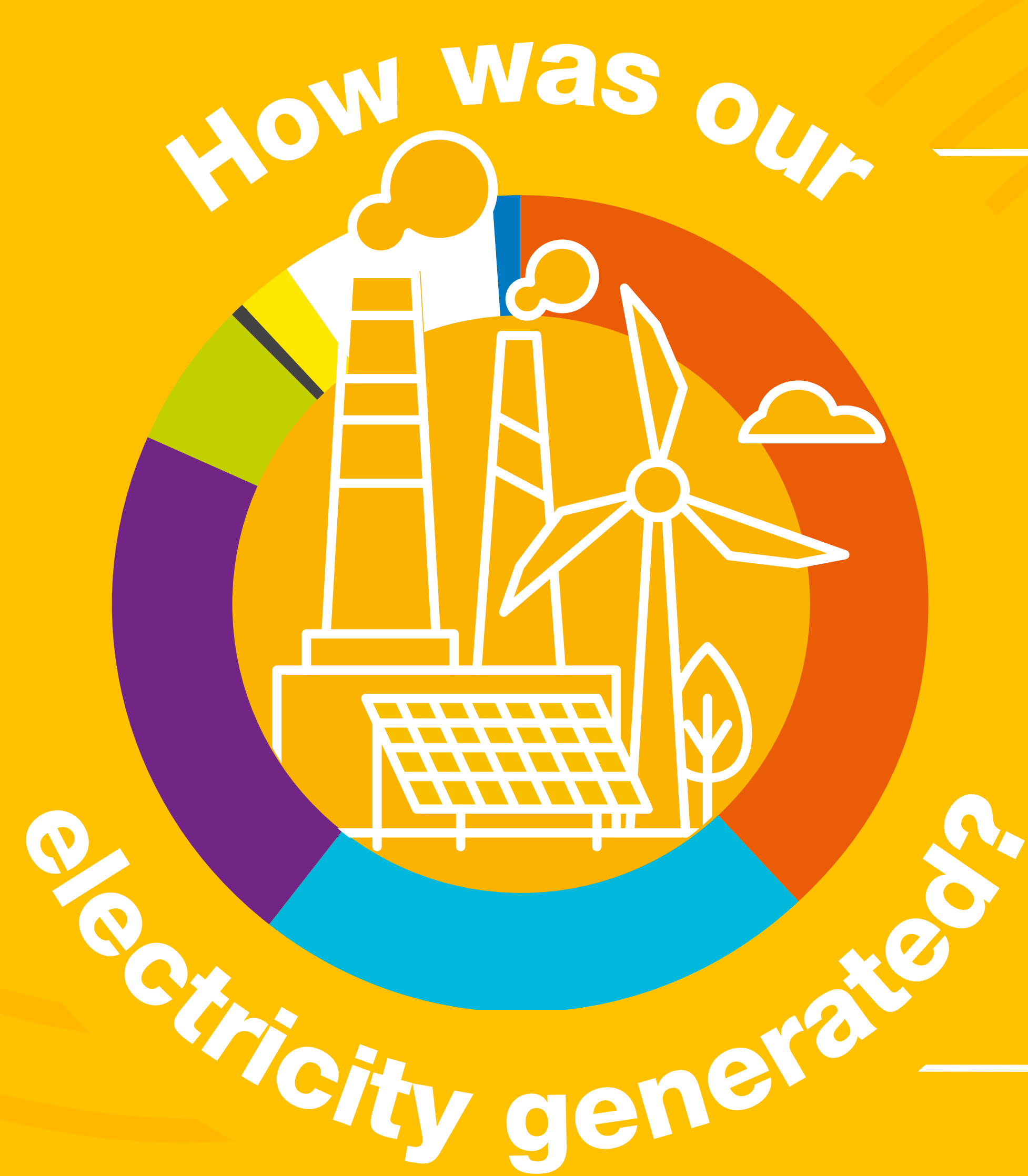



# Britain's Electricity Explained: October 2020

nationalgrid**ESO**



Gas	38.19%
Wind	22.6%
Nuclear	20.95%
Biomass	5.9%
Coal	0.55%
Solar	2.09%
Imports	8.64%
Hydro	1.08%

## Zero carbon



**47%** of electricity came from zero carbon sources  
**83.11%** peak zero carbon share

## Carbon intensity



**156** gCO<sub>2</sub>/kWh average



Greenest time of the month  
 4am on 2nd November

## Coal



**0.55%** use this month

This time **5 years ago** coal usage was **3.51%**

## Imports & exports

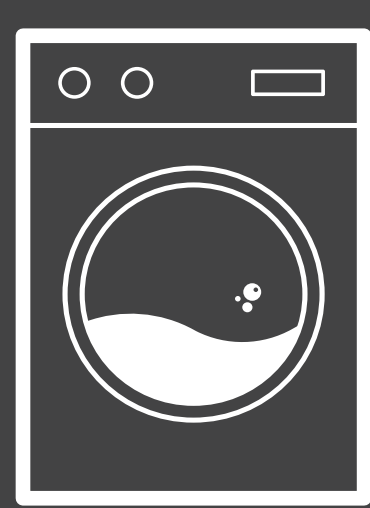


Energy in  
**4246.22**  
**GWh**



Energy out  
**520.72**  
**GWh**

## Demand



**37025 MW** run through network (that's 41 billion washing machines all on at once).  
 Peak demand time was 6.00pm on 27th October

## View in real-time



To view our data in real-time, please download the ESO app for Apple or Android. Or visit [carbonintensity.org.uk](http://carbonintensity.org.uk)