

**National Electricity
Transmission System Status Report**



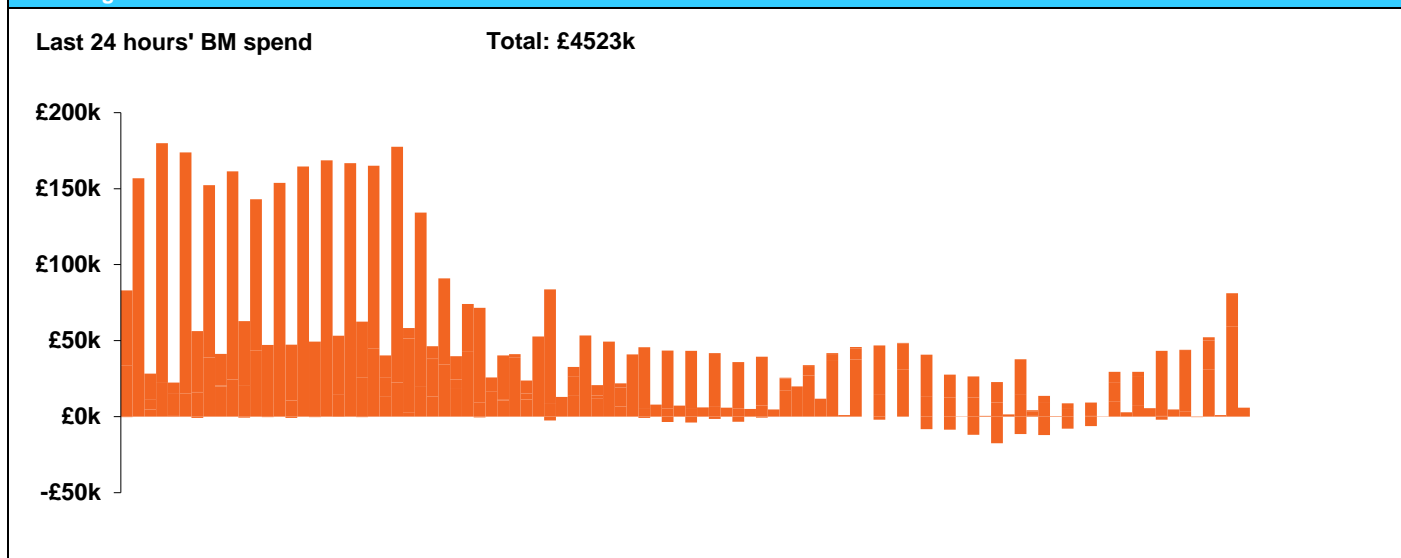
national**grid**ESO

National Electricity Transmission System Status Report
Saturday 07 December 2019

| Today's High Level Risk Status Forecast for the next 24h | | | |
|--|--|----------------|--|
| General Status | | Voltage | |
| Demand | | System Inertia | |
| System Margins | | Weather | |
| Generation | | Transmission | |
| Active Constraints | | | |

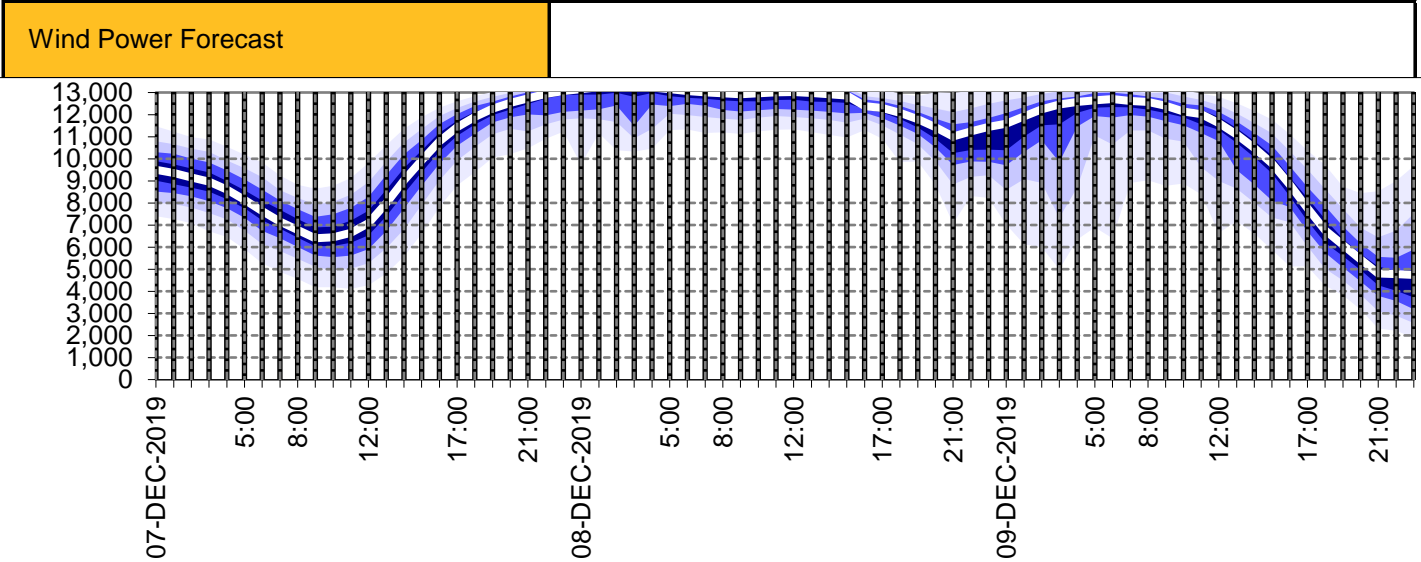
| | | |
|---|------------------|--------|
| Today's Minimum De-Rated Margin | 15394 MW (SP 20) | |
| System Warnings | None | |
| Current BMU Largest Loss Risk | Generation | 1260MW |
| | Demand | 560MW |

Balancing Costs



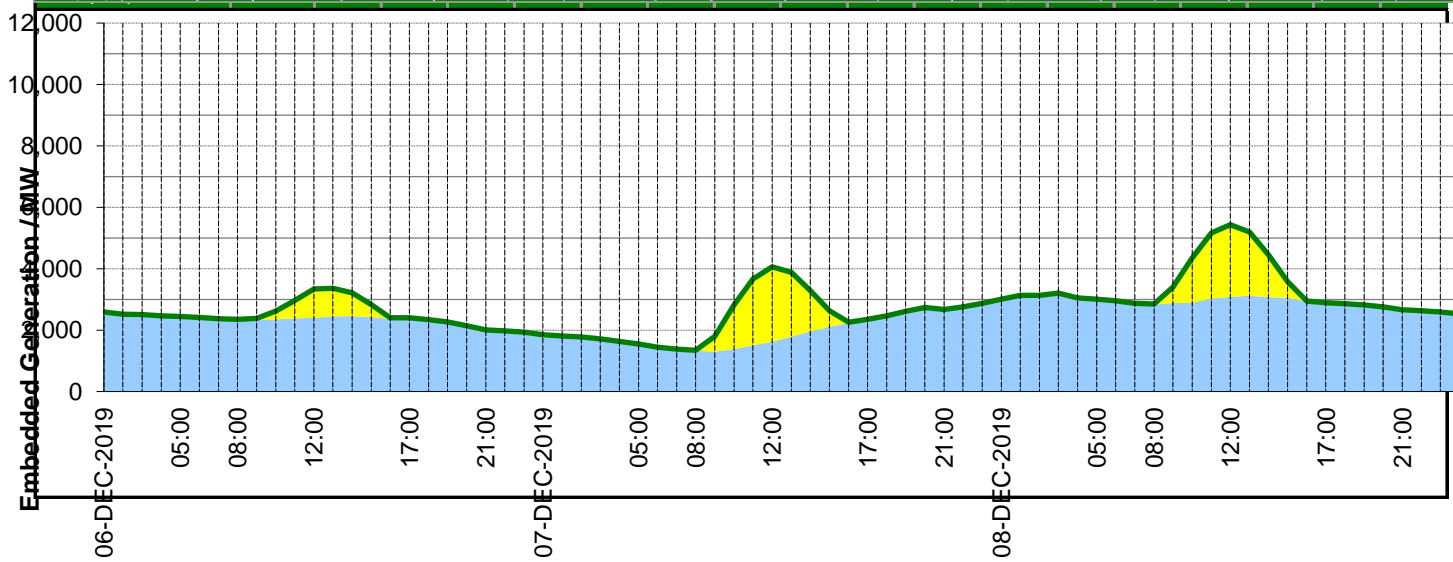
| Yesterday's Market Summary | |
|---------------------------------------|------------------------|
| Cash out price (Max) | £65.00/MWh (SP 20,22) |
| Cash Out Price (Min) | £2.50/MWh (SP 1,,7-11) |
| Peak Demand Yesterday | 42378 MW |

| Interconnectors Net Transfer Capacity (MWs) | | | |
|--|--------|--------|----------------------|
| Today | Import | Export | |
| Netherlands (BritNed) | 1100 | 1133 | Fully available |
| France (IFA) | 2000 | 2000 | Fully Available |
| Belgium (Nemo) | 1013 | 1013 | Fully Available |
| Ireland (EWIC) | 500 | 530 | Fully Available |
| Northern Ireland (MOYLE) | 395 | 500 | Partially available. |



Embedded Generation Forecast

| | 06-DEC-2019 | | | | | 07-DEC-2019 | | | | | 08-DEC-2019 | | | | | | |
|-------------------|-------------|-------------|-------------|-------------|-------------|-------------|-------------|-------------|-------------|-------------|-------------|-------------|-------------|-------------|-------------|-------------|-------------|
| | 05:00 | 08:00 | 12:00 | 17:00 | 21:00 | 00:00 | 05:00 | 08:00 | 12:00 | 17:00 | 21:00 | 00:00 | 05:00 | 08:00 | 12:00 | 17:00 | 21:00 |
| Solar (MW) | 0 | 0 | 939 | 0 | 0 | 0 | 0 | 17 | 2442 | 0 | 0 | 0 | 0 | 19 | 2355 | 0 | 0 |
| Wind (MW) | 2444 | 2349 | 2402 | 2402 | 2004 | 1852 | 1553 | 1326 | 1623 | 2348 | 2669 | 3006 | 3008 | 2827 | 3077 | 2891 | 2668 |
| STOR (MW) | 0 | 0 | 0 | 0 | 0 | 0 | 0 | 0 | 0 | 0 | 0 | 0 | 0 | 0 | 0 | 0 | 0 |
| Total (MW) | 2444 | 2349 | 3341 | 2402 | 2004 | 1852 | 1553 | 1343 | 4065 | 2348 | 2669 | 3006 | 3008 | 2846 | 5432 | 2891 | 2668 |



| Weather | Source | Commentary |
|---|---|--|
| <p>Latest forecast (Summary)</p> | <p>Met Office SEPA Natural Resources Wales</p> | <p>Today: Most parts dry with broken cloud and some sunny spells. Showers in the northwest giving way to thicker cloud and more persistent rain later, heavy over western Scotland. Windy, with gales in the far northwest later.</p> <p>Tonight: Rain, heavy at times, moving quickly eastwards across all parts. Clearer, showery weather following into western areas. Windy, with gales on coasts and hills.</p> |
| <p>General Weather Concerns e.g. wind, rain, snow, flooding, GB Weather Warnings</p> | <p>Met Office Weather Warnings SEPA Natural Resources Wales</p> | <p>Yellow warning of wind</p> <p>Areas affected: London & South East England North West England South West England Wales</p> <p>Starts: 15:00 GMT on Sun 8 December</p> <p>Ends: 09:00 GMT on Mon 9 December Severe gales are expected and may cause some disruption.</p> <p>Flood Warnings: 3</p> |

Contains public sector information licensed under the Open Government Licence v1.0

| Further Information | |
|----------------------------|---|
| BM Reports | https://www.bmreports.com |
| System Balancing Reports | https://www.nationalgrideso.com/balancing-data/system-balancing-reports |
| Forecast Volumes and Costs | https://www.nationalgrideso.com/balancing-data/forecast-volumes-and-costs |
| NGESO Insights | https://www.nationalgrideso.com/insights |