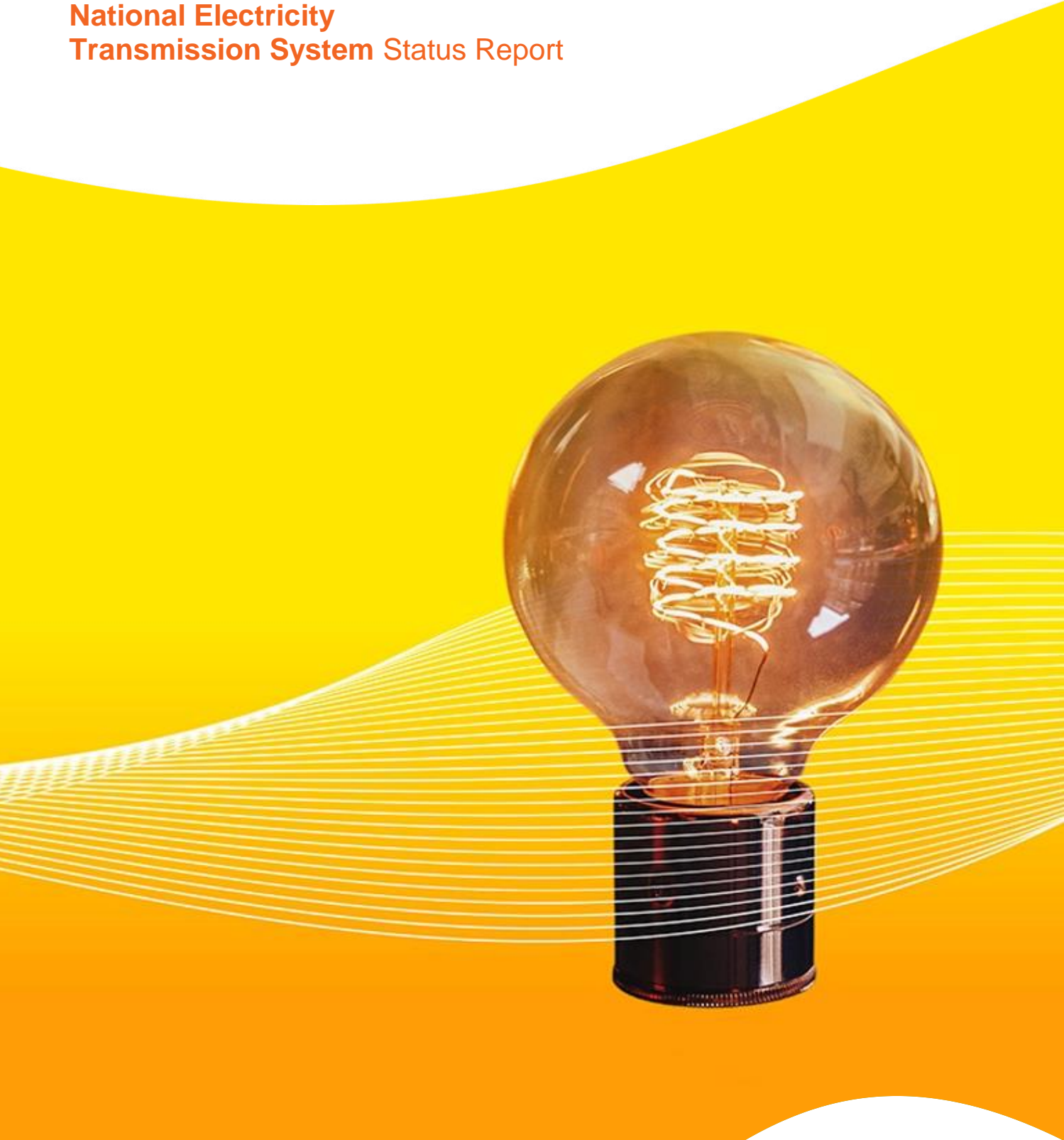


**National Electricity  
Transmission System Status Report**

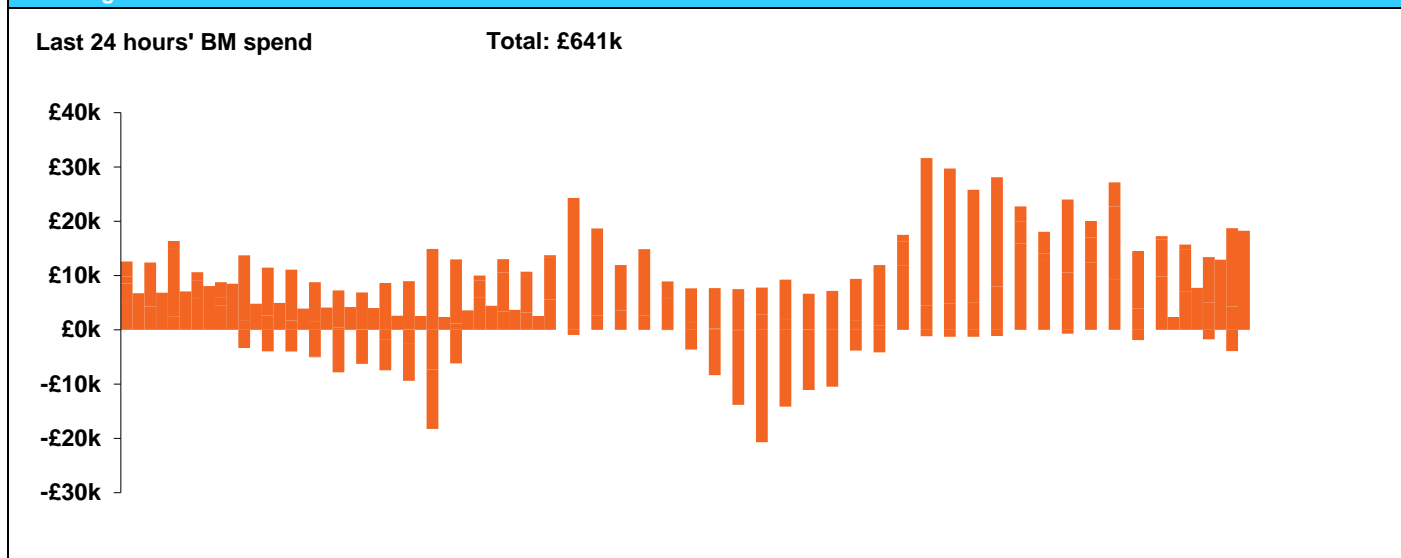


**National Electricity Transmission System Status Report**  
Monday 02 December 2019

Today's High Level Risk Status Forecast for the next 24h			
General Status		Voltage	
Demand		System Inertia	
System Margins		Weather	
Generation		Transmission	
Active Constraints			

<a href="#">Today's Minimum De-Rated Margin</a>	733.56 MW (SP35)	
<a href="#">System Warnings</a>	None	
Current BMU Largest Loss Risk	Generation	1260MW
	Demand	560MW

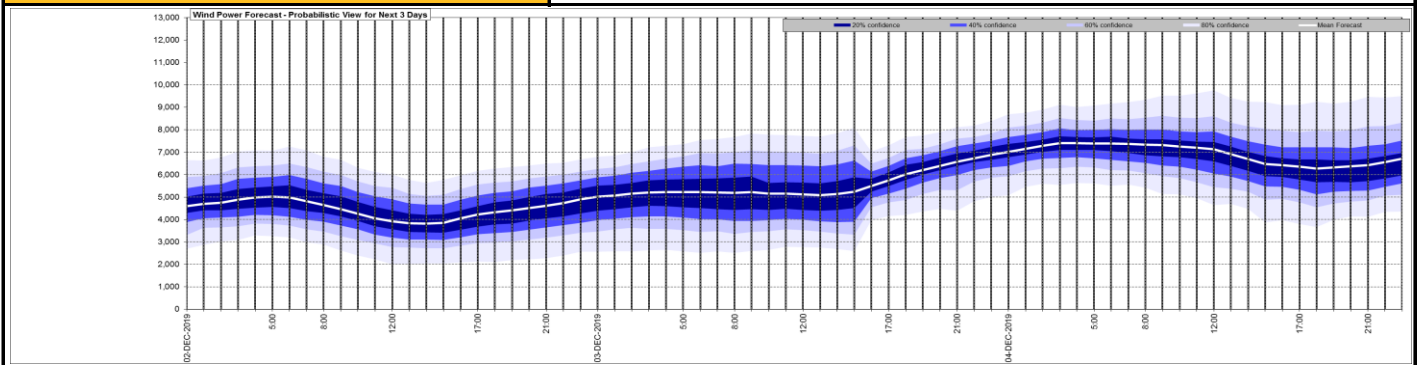
**Balancing Costs**



Yesterday's Market Summary	
<a href="#">Cash out price (Max)</a>	£74.50/MWh (SP 35,36)
<a href="#">Cash Out Price (Min)</a>	£16.00/MWh (SP 12,13,14)
<a href="#">Peak Demand Yesterday</a>	44,632 MW

Interconnectors Net Transfer Capacity (MWs)			
Today	Import	Export	
Netherlands (BritNed)	1100	1133	Fully available
France (IFA)	2000	2000	Fully Available
Belgium (Nemo)	1013	1013	Fully Available
Ireland (EWIC)	500	530	Fully Available
Northern Ireland (MOYLE)	395	500	Partially available.

### Wind Power Forecast



Key:

- 20% confidence
- 40% confidence
- 60% confidence
- 80% confidence
- Mean Forecast

### Expected embedded generation (MWs)

#### Embedded Generation Forecast

	01-DEC-2019					02-DEC-2019					03-DEC-2019						
	05:00	08:00	12:00	17:00	21:00	00:00	05:00	08:00	12:00	17:00	21:00	00:00	05:00	08:00	12:00	17:00	21:00
Solar (MW)	0	1	3150	0	0	0	0	42	3254	0	0	0	0	21	2982	0	0
Wind (MW)	929	1006	1070	1310	1218	1064	1071	1049	965	1007	1068	1177	1196	1208	1241	1242	1397
STOR (MW)	0	0	0	0	0	0	0	0	0	0	0	0	0	0	0	0	0
<b>Total (MW)</b>	<b>929</b>	<b>1007</b>	<b>4220</b>	<b>1310</b>	<b>1218</b>	<b>1064</b>	<b>1071</b>	<b>1091</b>	<b>4219</b>	<b>1007</b>	<b>1068</b>	<b>1177</b>	<b>1196</b>	<b>1229</b>	<b>4223</b>	<b>1242</b>	<b>1397</b>

