

**National Electricity
Transmission System Status Report**



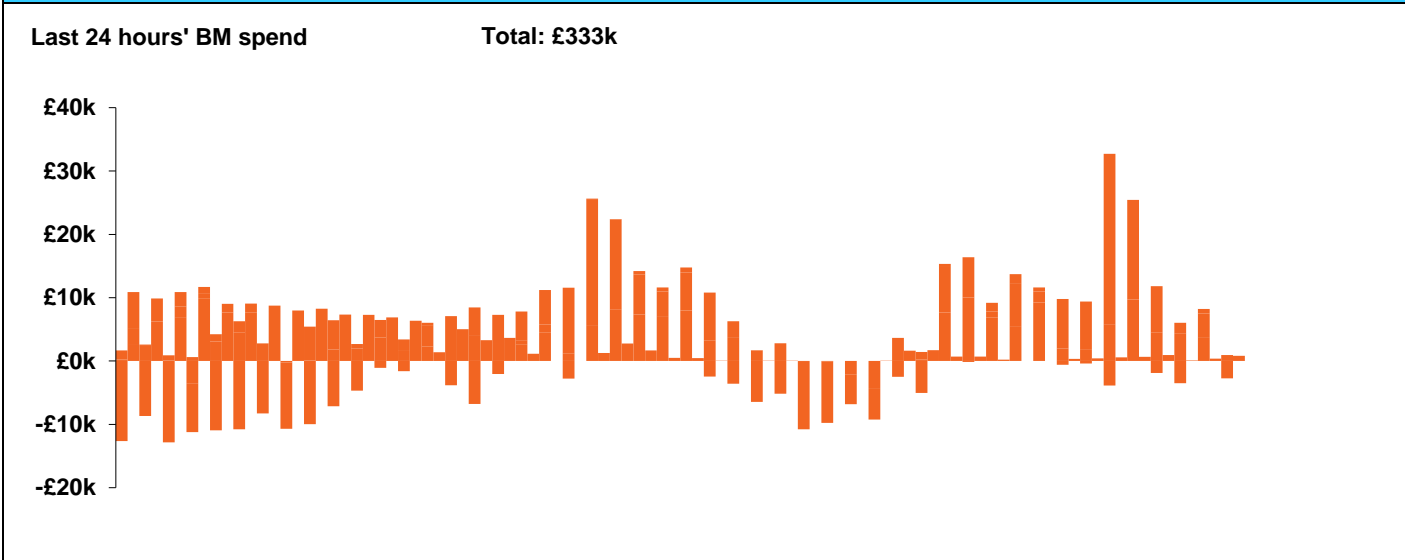
national**grid**ESO

National Electricity Transmission System Status Report
Sunday 07 July 2019

| Today's High Level Risk Status Forecast for the next 24 hours | | | |
|---|--|----------------|--|
| General Status | | Voltage | |
| Demand | | System Inertia | |
| System Margins | | Weather | |
| Generation | | Transmission | |
| Active Constraints | | | |

| | | |
|---|--------------------|--------|
| Today's Minimum De-Rated Margin | 7065.47 MW (SP 39) | |
| System Warnings | None | |
| Current BMU Largest Loss Risk | Generation | 1200MW |
| | Demand | 560MW |

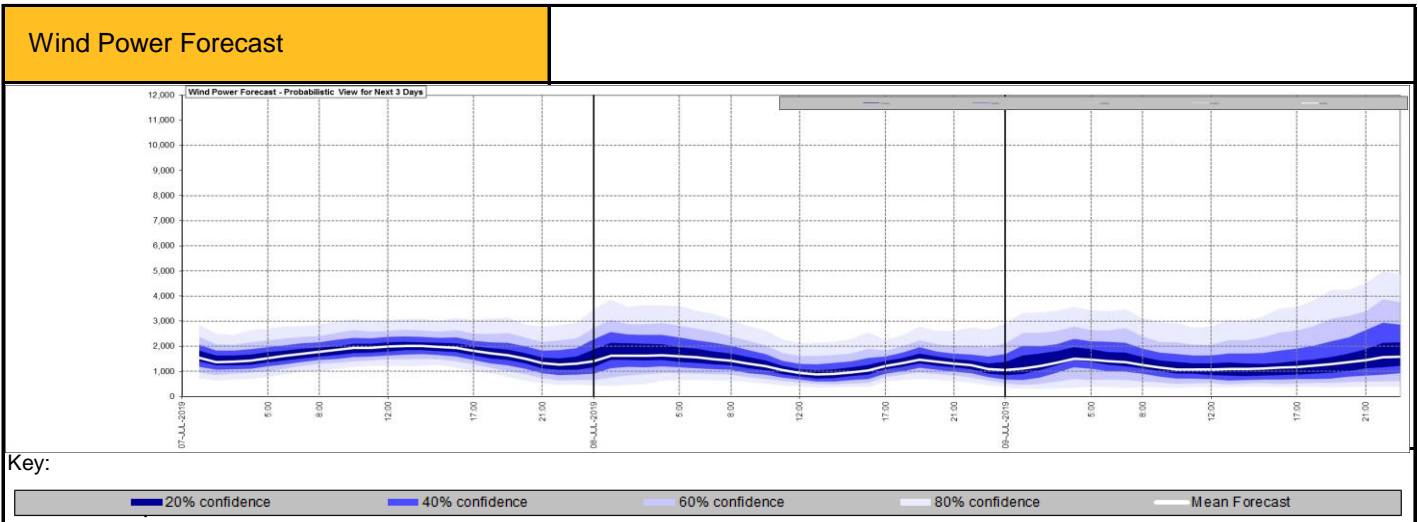
Balancing Costs



Yesterday's Market Summary

| | |
|---------------------------------------|--------------------|
| Cash out price (Max) | £83.50/MWh (SP 21) |
| Cash Out Price (Min) | £10.5/MWh (SP 4) |
| Peak Demand Yesterday | 27,190 MW |

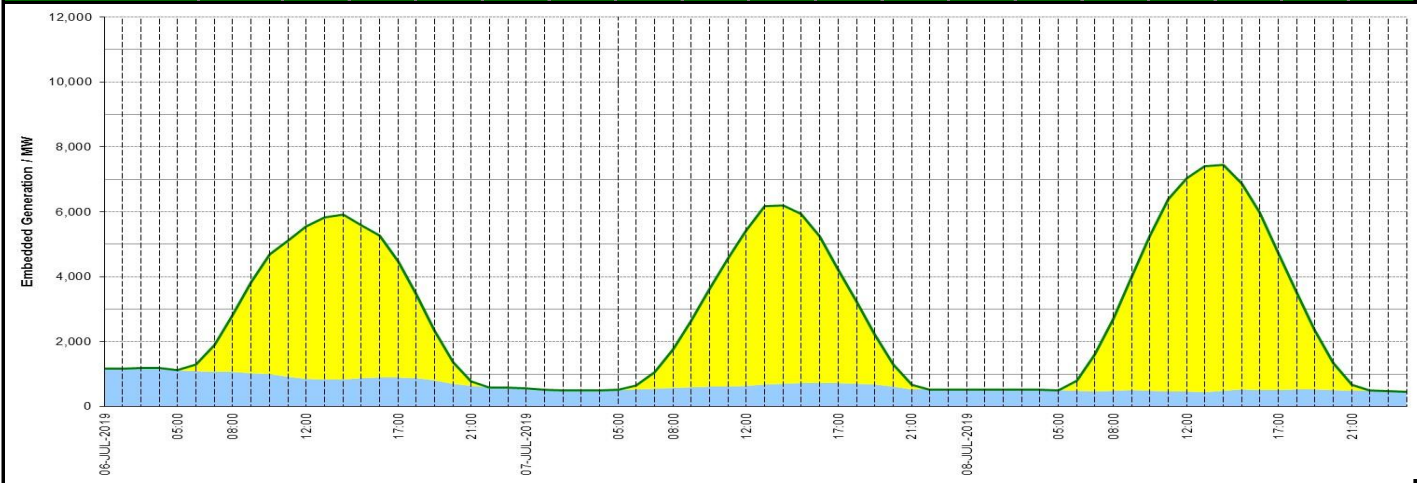
| Interconnectors Net Transfer Capacity (MWs) | | | |
|--|--------|--------|----------------------|
| Today | Import | Export | |
| Netherlands (BritNed) | 1000 | 1030 | Fully available |
| France (IFA) | 2000 | 2000 | Fully available |
| Belgium (Nemo) | 1013 | 1013 | Fully Available |
| Ireland (EWIC) | 500 | 530 | Fully Available |
| Northern Ireland (MOYLE) | 395 | 500 | Partially available. |



Expected embedded generation (MWs)

Embedded Generation Forecast

| | 05-JUL-2019 | | | | | 06-JUL-2019 | | | | | 07-JUL-2019 | | | | | | |
|-------------------|-------------|-------------|-------------|-------------|------------|-------------|------------|-------------|-------------|-------------|-------------|------------|------------|-------------|-------------|-------------|------------|
| | 05:00 | 08:00 | 12:00 | 17:00 | 21:00 | 00:00 | 05:00 | 08:00 | 12:00 | 17:00 | 21:00 | 00:00 | 05:00 | 08:00 | 12:00 | 17:00 | 21:00 |
| Solar (MW) | 2 | 1750 | 4700 | 3560 | 143 | 2 | 0 | 1204 | 4785 | 3479 | 134 | 0 | 0 | 2211 | 6586 | 4211 | 179 |
| Wind (MW) | 1118 | 1062 | 856 | 905 | 629 | 558 | 517 | 570 | 639 | 723 | 538 | 526 | 499 | 492 | 455 | 506 | 489 |
| STOR (MW) | 0 | 0 | 0 | 0 | 0 | 0 | 0 | 0 | 0 | 0 | 0 | 0 | 0 | 0 | 0 | 0 | 0 |
| Total (MW) | 1120 | 2812 | 5556 | 4465 | 772 | 560 | 517 | 1774 | 5425 | 4204 | 672 | 526 | 499 | 2704 | 7041 | 4717 | 668 |



| Weather | Source | Commentary |
|---|---|---|
| Latest forecast (Summary) | Met Office SEPA Natural Resources Wales | <p>Today: Any rain across southeast England will soon ease. Many areas will be dry with plenty of sunny spells, though perhaps a light shower developing across central, northern and eastern parts. Feeling warm, though windier and cooler across the far northeast.</p> <p>Tonight: Most places staying dry tonight with some clear spells, though a few showers may form across central and southeast England. Turning chilly under any prolonged clear skies in the north.</p> |
| General Weather Concerns e.g. wind, rain, snow, flooding, GB Weather Warnings | Met Office Weather SEPA Natural Resources Wales | <p>Weather Warnings: No weather warnings are in force for the UK</p> <p>Flood Warnings: No flood warnings are currently in force for England and Wales</p> |

Contains public sector information licensed under the Open Government Licence v1.0

| Further Information | |
|----------------------------|---|
| BM Reports | https://www.bmreports.com |
| System Balancing Reports | https://www.nationalgrideso.com/balancing-data/system-balancing-reports |
| Forecast Volumes and Costs | https://www.nationalgrideso.com/balancing-data/forecast-volumes-and-costs |
| NGESO Insights | https://www.nationalgrideso.com/insights |